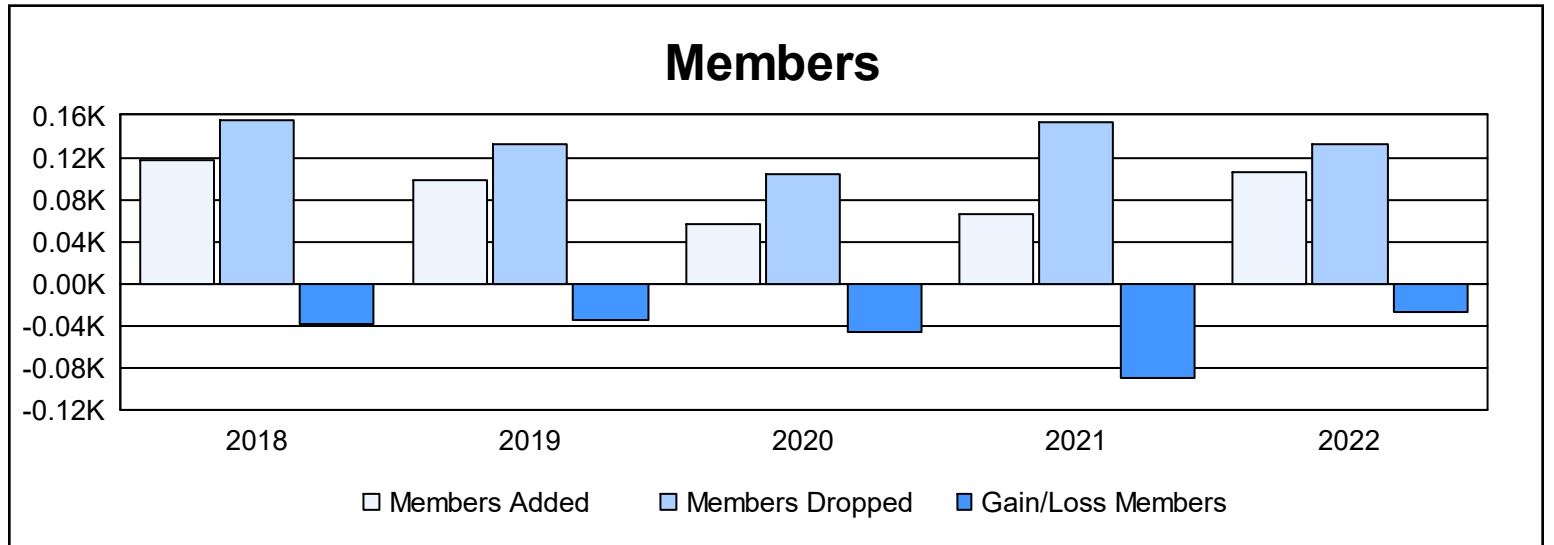
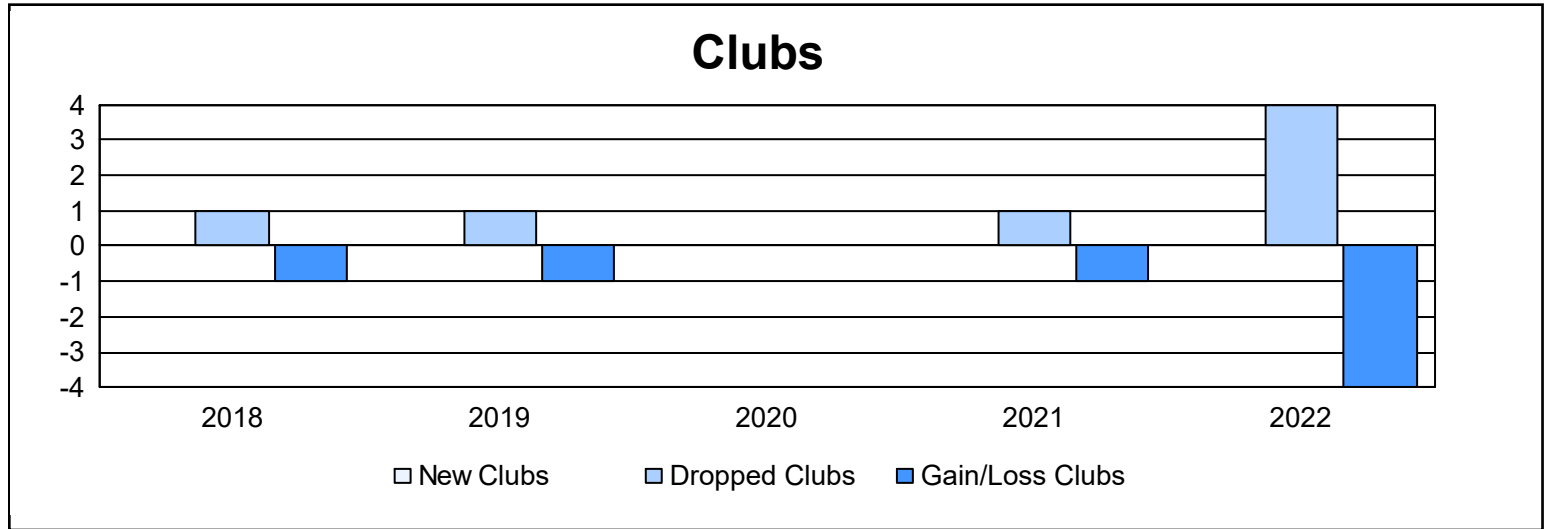
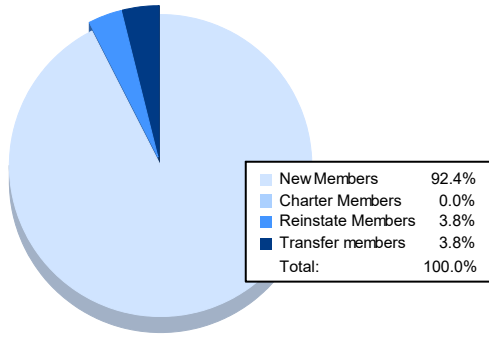


Year	New Clubs	Dropped Clubs	Gain/ Loss Clubs	New Members	Charter Members	Reinstate Members	Transfer Members	Total Member Added	Total Members Dropped	Gain/ Loss Members
2017-2018	0	1	-1	105	0	5	7	117	156	-39
2018-2019	0	1	-1	93	0	2	3	98	132	-34
2019-2020	0	0	0	55	0	0	1	56	103	-47
2020-2021	0	1	-1	62	0	2	1	65	154	-89
2021-2022	0	4	-4	97	0	4	4	105	133	-28
<b>Average</b>	<b>0</b>	<b>1</b>	<b>-1</b>	<b>82</b>	<b>0</b>	<b>3</b>	<b>3</b>	<b>88</b>	<b>136</b>	<b>-47</b>



### Membership Composition June 2022 Cumulative



### Gender Composition June 2022 Cumulative

